

Welding

BODY

PROTECLOTH With Straps

No.	Size	Fixing Strap	☒
AYPC-1	1250×1730	930mm×2	1

No.	Size	☒
AYPC-2	820×1920	1
-4	1700×1920	1
-6	1700×2920	1

Purpose

- Protecting front shields, seats, etc. from sparks caused by welding operation.

Special Features

- With magic tape straps for fixing on front shields & seats. (AYPC-1)
- No magnets to damage car bodies by abrasion.
- Sheet approval No.JIS1323A. Temperature limit for continuous use : 1,000.C. Maximum : 1,650C.
- Containing no asbestos so harmless for human bodies.

●PROTECLOTH



Protection of Front Shields and Seats




DISPOSABLE RESPIRATOR (3pcs.)

No.	Type	Possible operating time	▼g	☒
YEA-4000	Head-band type	12 hrs	11	10

Characteristics

- High capacity mask that has passed national standards (Classification DS2)
- As there are no metal parts in use, replacement is easy.
- Fitted with a tough, rigid rubber belt that is difficult to sever.
- Adjust the length of the belt.



Anti-sever belt & rubber type belt

Belt length adjustment parts

* YAMAMOTO is the registered trademark of Yamamoto Kogyo Co., Ltd.

●DISPOSABLE RESPIRATOR (3pcs.) YAMAMOTO

Expected release date: July 2005

MODEL CHANGE This model supercedes the YEA-2601.



Bumper removal/installation

BODY

LONG DEEP SOCKET · SET

No. B3TLL2	▼g 255	☒ 1
Long deep socket	B3LL-10, 12	

No.	S	D ₁	D ₂	d	H	L	▼g	☒
B3LL-10	10	15	18	8	11	130	115	5
-12	12	17	18	9	14	130	140	5

●3/8"sq. LONG DEEP SOCKET · SET

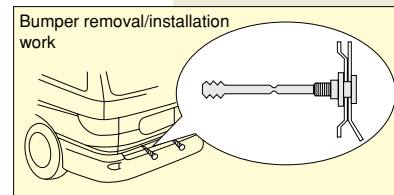
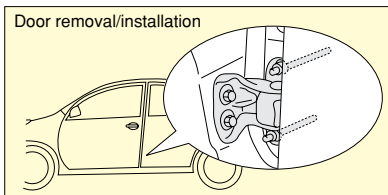
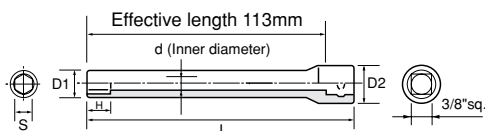


Usage

- Loosening/tightening of nuts that are in hard to reach areas or ones with bolts that have a very long thread.

Application

- Rear bumper cover installation bolt, door handle inner side installation bolt, door hinge bolt, side louver installation bolt
- Bumper reinforcement installation bolt, air bag adjustment bolt, tension pulley adjustment bolt.
- Undercarriage installation/bolt/nut
- Other spanners, offset wrenches, deep socket where it is hard to reach in some areas.



CORNER POLE NUT WRENCH

No. AD401	▼g 85
-----------	-------

Usage

- An exclusive tool for corner pole nut removal/installation

Characteristics

An exclusive design to match the shape

- Because the claw tips are not easily detached from the groove of the nut, bumpers and headlights are not easily scratched.

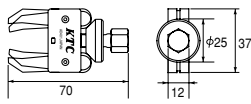
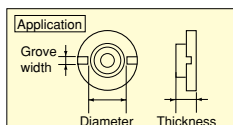
Drive tools can be used

- When nuts are tight, drive tools can be used to improve work efficiently.

Application

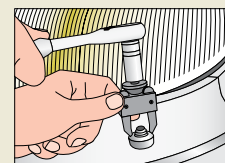
<Shape of corner ball nut>

- Diameter: Equal to or less than 16.4mm
- Groove width: 1.9~2.5mm
- Equal to or less than thickness: 10.5mm



●CORNER POLE NUT WRENCH D.PAT.

Corner pole nut removal/installation



Make sure that all operators read the Owner's Operator Manual carefully before usage.

* Replacement parts are available. Check with your dealer for details.

Note : 6pt. Sockets are shown in blue letters. *Please check the merchandise inventory for a product that is marked by before placing an order.