

**HANDY REMOVER · SET**

<b>No. ATP2014</b>	<b>▼g 140</b>	<b>5</b>
HANDY REMOVER AP201-10A, 10P, N, W		

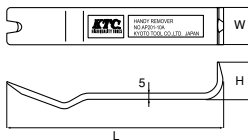
**Purpose**

Removing upholstery and clips on cars.

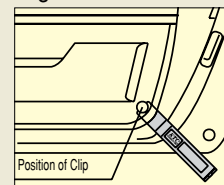
- Applicable to variety of work.
- Handy and colorful (4 types)

**Medium Size**

No.	L	W	H	▼g	5
<b>AP201-10A</b>	180	30	31	30	5

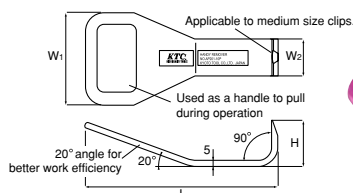


**Removing upholstery in general**

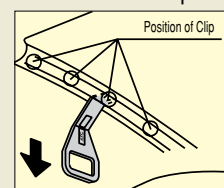


**Pull Type (Medium size)**

No.	L	W <sub>1</sub>	W <sub>2</sub>	H	▼g	5
<b>AP201-10P</b>	160	75	30	40	40	5



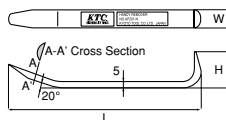
**Removing upholstery in general including ones around the pillar**



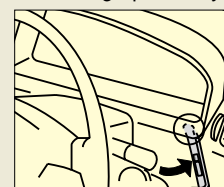
**Narrow Type**

No.	L	W	H	▼g	10
<b>AP201-N</b>	160	15	30	10	10

- The round bottom designed to avoid interference with instrument panel when removing the cluster of the panel.



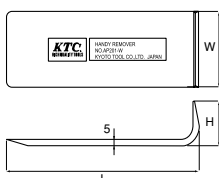
**Removing upholstery**



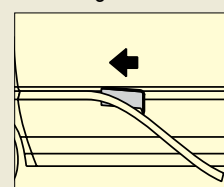
**Wide Type**

No.	L	W	H	▼g	5
<b>AP201-W</b>	160	60	35	60	5

- Flat blade suitable for removing glued parts such as laces.



**Removing laces**



**CLIP CLAMP TOOL · SET**

<b>No. ATP2012</b>	<b>▼g 170</b>	<b>1</b>
Clip Clamp Plier CCP-190		
Clip Clamp Remover AP201-10A		

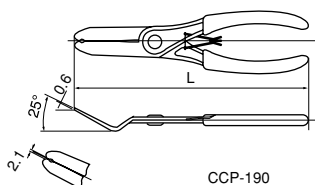
- Clip Clamp Pliers : For removing clips and clamps.
- Clip Clamp Remover : For removing plastic and rubber fixtures.

**CLIP CLAMP PLIERS**

No.	L	▼g	1
<b>CCP-190</b>	190	140	1

- For removing clips by clamping the shafts without damaging them.
- Holding the clip shaft in 3.5mm combined hole on the edge of the blade.

\* Springs are available as replacement parts. Check with your dealer for details.



**CLIP CLAMP TOOL · SET**

**MODEL CHANGE** This model supercedes the CCP2.

