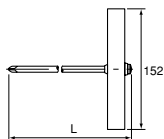


SCREWDRIVER FOR BRAKE DRUM SCREW

No.	Tip	L			
AB-5	Cross No.3	270	260	1	

- For removing/installing brake drum bis.
- T shape handle with non-slip handle.
- Also used for removing/installing door hinge bolts.

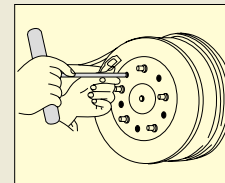
- WARNING**
- DO NOT USE THIS TOOL WITH ELECTRIFIED OBJECTS.
 - USE SCREWDRIVER APPROPRIATE TO SIZE OF THE SCREW.
 - DO NOT USE SCREWDRIVER FOR ANY OTHER PURPOSE.



SCREWDRIVER FOR BRAKE DRUM SCREW



Disassembling/Installing drum brake **2**
 ① Disassembling/Installing shoe



TENSION SPRING TOOL

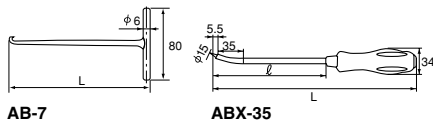
No.	L	ℓ			
AB-7	153	—	90	1	
ABX-35	265	145	130	10	

Purpose

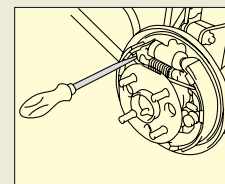

- Disassembling/installing tension spring for drum brake.

- AB-7**
- Tip is designed to prevent spring coming off, and T-shape handle ensures safe operation.

- ABX-35**
- Round shaft makes smooth spring movement. The easy-to-hold grip makes installation of spring easier.



TENSION SPRING TOOL



SHOE-HOLD SPRING CUP TOOL

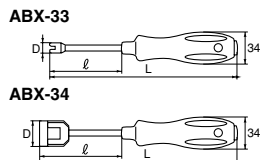
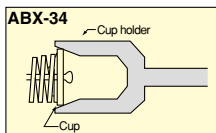
No.	D	L	ℓ		
ABX-33	10	195	75	100	10
-34	24	205	85	130	10

Purpose

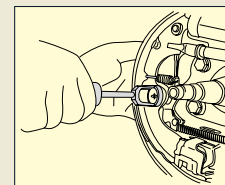
- Disassembling/installing shoe hold spring for drum brake.

- ABX-33**
- Easy-to-hold grip suitable for pressing and turning of screw/pin.

- ABX-34**
- Tapered cap holder suitable for good holding enables speed operation.



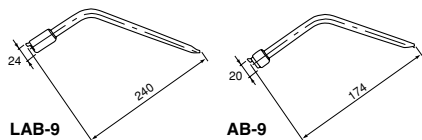
SHOE-HOLD SPRING CUP TOOL



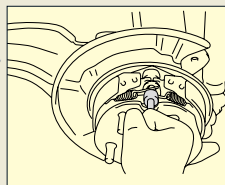
DUO-SERVO TYPE BRAKE SPRING TOOL

No.	Application			
AB-9	Medium sized cars (24tons) (2~4t) Hi Ace class	160	5	
LAB-9	Big sized cars	470	1	

- Cover almost all models for dismounting/mounting brake shoe return springs using with Brake Spring Plier (ASP-550).



DUO-SERVO TYPE BRAKE SPRING TOOL



PARKING SHOE LEVER TOOL

No.	L			
ABX-32	177	170	10	

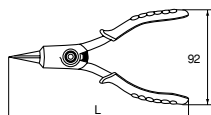
With one motion, parking cable can be installed/removed.

Purpose

- Removing/installing parking cable.

Features

- The claw, designed exclusively for this tool, ensures good holding of the parking cable.



PARKING SHOE LEVER TOOL

