

1 Replacing fluids
Injecting LLC
*Closing the hose when using the coolant charger

●PINCH OFF PLIERS

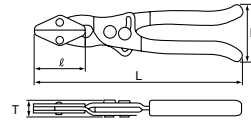


PINCH OFF PLIERS

| No. | L | ℓ | D | T | Opening rate | ▼g |
|-------|-----|----|----|----|--------------|-----|
| PSA34 | 140 | 33 | 48 | 5 | 23 | 75 |
| PSA57 | 233 | 57 | 65 | 18 | 50 | 340 |

- Usage**
- Car hose closing operations.
- Characteristics**
- This tool is convenient when closing hoses in the cooling system, especially when using the coolant charger produced by KTC.
 - Closing the brake hose when removing the strut, etc.
 - Closing the ATF hose when removing/installing the AT.
 - Closing the vacuum hose when inspecting the auxiliary instruments under deceleration, etc.
 - Closing the fuel hose when changing the fuel filter.
 - Closing the fuel and oil hose for motorcycles.
 - The multi-level automatic lock function is employed, enabling the tool to lock the pliers position simply by grasping, allowing for speedy operation.
 - Opening the grip will release the locked pliers position.

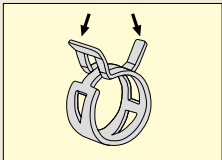
CAUTION • Check that the pliers are firmly locked into position before use.



Outer diameter of applicable hose

| | | |
|-------|----------------|-------|
| PSA34 | Outer diameter | φ19mm |
| PSA57 | Outer diameter | φ41mm |

2 Hose replacement
①Removing the hose clip.



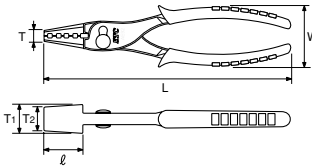
●HOSE CLIP PLIERS



HOSE CLIP PLIERS

| No. | L | ℓ | W | T | T ₁ | T ₂ | ▼g |
|------|-----|----|----|---|----------------|----------------|-----|
| AE92 | 210 | 32 | 50 | 9 | 25 | 20 | 300 |

- Purpose**
- Removing/installing hose clips.
- Application**
- Hose clips with diameter of 12-47mm.(except for screw types)
- Characteristics**
- The teeth edges are designed for firm grasping, preventing the hose clip from sliding out of the pliers, this is useful in confined or hard to reach areas. (Fig. 1)
 - The shape (trapezoidal) of the teeth allows grasping from vertical, horizontal, diagonal, and other various positions.
 - A hilt equipped resin grip allows easy gripping and prevents slippage.



Examples of use

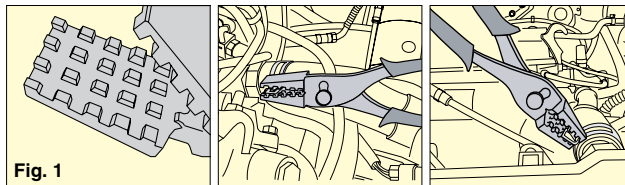


Fig. 1

2 Hose replacement
②Since the drive area is 3/8"sq., it can be used together with other power tools.



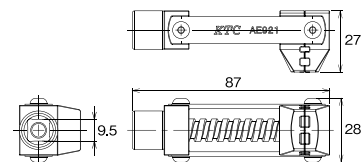
Example in use: AE921+BE3-150+BE3-Q

●HOSE CLIP TOOL (for mini-vehicles)

NEW

HOSE CLIP TOOL

| | | |
|----------------|-------|---|
| No. AE921 | ▼g150 | 1 |
| HOSE CLIP TOOL | | |



Application

- Hose clip fixing the cooling system hose of Suzuki vehicles (Wagon R, etc.) (Vehicle type with the lock position facing side or downward)
- Vehicle type that shows difficulty in work with pliers type tool

Features

- Work can be conducted without removing sensors, duct, hose, etc. near the hose clamps.
- Since the tool is a screw type, it can be held with hose clamps loosened. Assembly/removal can be conducted at a narrow work space.
- Since the tool has the same end shape as that of AE92, the hose clip does not slip and the tool does not come off abruptly.

* BE3-Q in the photo is not included in the price.