

2. CONVENTIONAL TOOLS PLIERS, CUTTING PLIERS, SHEARS



WARNING

Pliers, cutting pliers, shears

- Do not use if there is a live electric current. The plastic on the grip does not provide insulation against electrical current.



CAUTION

Pliers

- Do not use this tool as a hammer.
- Do not apply strong impact on this tool by hitting it with a hammer, etc.
- Take care not to get hands or fingers caught between the grips.
- Take care when adjusting the width of the mouth.

Water pump pliers

- Do not use this tool as a hammer.
- Do not apply strong impact on this tool by hitting it with a hammer, etc.

- Firmly hold the pliers perpendicular to the pipe and hold firmly at the center.
- Do not twist or apply force sideways.
- Take care when adjusting the width of the mouth.

Snap rings

- Do not use except for snap rings.
- Use pliers that conform to the size of the snap rings.
- The pliers can loosen when too much force is applied.
- The snap ring may pop out if the tool loses its grasp.
- Wipe off any grease from the hole of the snap ring and tip of the pliers before use.

- Use protective goggles when working.

Pliers and nippers

- Check the direction the cut piece is likely to travel before cutting.
- Use protective goggles when working.
- Do not use this tool as a hammer.
- Do not apply strong impact on this tool by hitting it with a hammer, etc.
- Close the blade and store when the tool is not going to be used.

Shears and bolt clippers

- Check the direction the cut piece is likely to travel before cutting.
- Use protective goggles when working.
- Close the blade and store when the tool is not going to be used.
- Do not twist or hit using the blade tip.
- Take care not to cut the hand holding the tool.

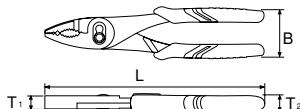
COMBINATION PLIERS (SOFT GRIP)

No.	Is able to cut through large diameter wires (Steel wire)	L	B	T ₁	T ₂	▼g	☒
PJ-150	ø2	163	47	11	15	200	5
-200	ø2.6	200	52	11	16	300	5
-250	ø3.5	250	58	11	16	380	5

- A safe design that prevents the hand from getting jammed when changing to the wide-sized width.
- Each blade of the "three stage form" allows the tool to grasp thin and thick objects.



The three stage form of the pliers.



COMBINATION PLIERS (SOFT GRIP) PAT.P.



PJ-200

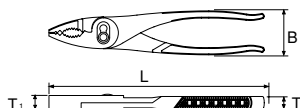
COMBINATION PLIERS

No.	Is able to cut through large diameter wires (Steel wire)	L	B	T ₁	T ₂	▼g	☒
PJ-150A	ø2	158	40	11	10	190	5
-200A	ø2.6	195	45.5	11	11	270	5
-250A	ø3.5	245	50	11	11	350	5

- A safe design that prevents the hand from getting jammed when changing to the wide-sized width.
- Each blade of the "three stage form" allows the tool to grasp thin and thick objects.



The three stage form of the pliers.



COMBINATION PLIERS



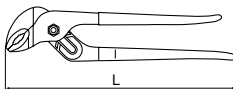
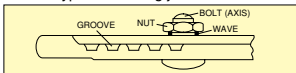
PJ-200A

HEAVY DUTY WATERPUMP PLIERS

No.	Nominal	Applicable Dia	L	▼g	☒
WPD1-250	250	ø6~32	265	360	10
-300	300	ø6~50	295	500	5

- The left and right teeth feature special design which become engaged in a unique way when the pliers turn in the direction of engagement.
- The grooves are worked with a high-precision dedicated machine to eliminate virtually all rattle, and reduce slippage and deformation.
- The joint replacement section is fixed firmly in order to prevent accidental changes in size.

Groove type with strong joint.



HEAVY DUTY WATERPUMP PLIERS



WPD1-250

●WATERPUMP PLIERS WITH SLOTTED HANDLE-END

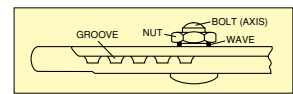


WATERPUMP PLIERS WITH SLOTTED HANDLE-END


No.	Nominal	Applicable Dia.	L	▼g	☞
WPDA-250	250	ø6~32	260	380	10

- The shape of the teeth facilitates the grasp when the pliers are turned towards the lower jaw.
- The grooves are worked with a high-precision dedicated machine to eliminate virtually all rattle, and reduce slippage and deformation.
- Screwdriver-shaped grip end is handy for turning screws and prying.

Groove type with strong joint.



●WATERPUMP PLIERS



WP-250C

WATERPUMP PLIERS

No.	Nominal	Applicable Dia.	L	Type	▼g	☞
WP-250C	250	ø6~32	245	With Coating	245	10
WP-250	250	ø6~32	240	Non Coating	240	10

- Vinyl coated handle for WP-250C.

Types and applicable diameters of the snap ring pliers

- KTC sets the claw diameter of the snap ring pliers according to the dimensions of the hole as shown in diagram "A" below. The "A" dimensions determine the nominal diameter of the snap ring according to the JIS standards. Therefore, the application of the snap ring pliers (nominal diameter) is dependent on the claw diameter.
- The grip color of KTC snap ring pliers is differentiated by using red for the "hole type" and yellow for the "shaft type", setting the tip shape according to use by dividing the types into the "straight type" where the tip is straight and the "curved type" where the tip is curved.

Snap ring for holes

Grip color **Red**

The mechanism of pliers

Closing the grip

The tip closes

SCP-171

Snap ring for shaft

Grip color **Yellow**

The mechanism of pliers

Closing the grip

Tip opens

SOP-171

●INTERNAL SNAP RING PLIERS



INTERNAL SNAP RING PLIERS

INTERNAL SNAP RING PLIERS

No.	Claw Dia.	Applicable Dia.	L	▼g	☞
SCP- 171	ø2.0	19~30	185	200	10
-1715	ø1.5	12~13	185	200	10

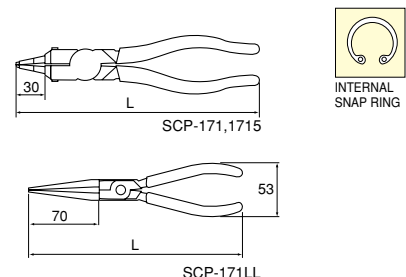
- The claws are interchangeable. The caulked part of the grips has little looseness. The spring helps open the mouth. (The set of claws shown on page 204 can be used.)

* The number marked on the pliers is the product number (SCP-170), which indicates only the pliers themselves (without claws). (The pliers are not sold alone.)

INTERNAL LONG SNAP RING PLIERS

No.	Claw Dia.	Applicable Dia.	L	▼g	☞
SCP-171LL	ø 1.2	10~11	220	160	10

- Long claws for use in narrow spaces.



*Replaceable parts are available for the opening/closing spring and screw. Check with your dealer for details.

*Please check the merchandise inventory for a product that is marked by before placing an order.

BENT INTERNAL SNAP RING PLIERS

BENT INTERNAL SNAP RING PLIERS

No.	Claw Dia.	Applicable Dia.	L	▼g	
SCP-172L	ø1.2	10~11	165	200	10

- Claws are interchangeable. (7 kinds of spare claw tip sets are available.)
- Convenient for removing/installing snap rings on master cylinders of brakes.

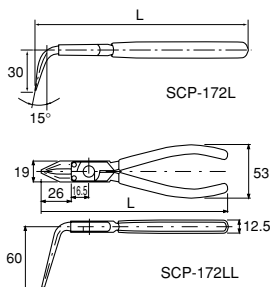
BENT INTERNAL LONG SNAP RING PLIERS

No.	Claw Dia.	Applicable Dia.	L	▼g	
SCP-172LL	ø1.2	10~11	175	200	10

- Long claws (60a) for use in narrow deep spaces.



INTERNAL SNAP RING



*Replaceable parts are available for the opening/closing spring and screw. Check with your dealer for details.

BENT INTERNAL SNAP RING PLIERS



EXTERNAL SNAP RING PLIERS

EXTERNAL SNAP RING PLIERS

No.	Claw Dia.	Applicable Dia.	L	▼g	
SOP-171	ø2.0	19~30	180	200	10
-1715	ø1.5	12	180	200	10

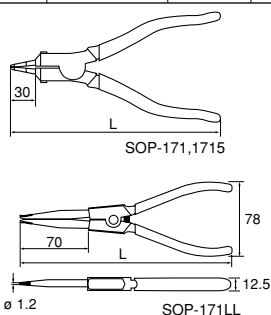
- The claws are interchangeable. The caulked part of the grips has little looseness. The spring helps open the mouth. (The set of claws shown on page 204 can be used.)

EXTERNAL LONG SNAP RING PLIERS

No.	Claw Dia.	Applicable Dia.	L	▼g	
SOP-171LL	ø1.2	10~11	215	200	10



EXTERNAL SNAP RING



* The number marked on the pliers is the product number (SOP-170), which indicates only the pliers themselves (without claws). (The pliers are not sold alone.)

EXTERNAL SNAP RING PLIERS



BENT EXTERNAL SNAP RING PLIERS

BENT EXTERNAL SNAP RING PLIERS

No.	Claw Dia.	Applicable Dia.	L	▼g	
SOP-172	ø2.0	19~30	170	195	10



EXTERNAL SNAP RING

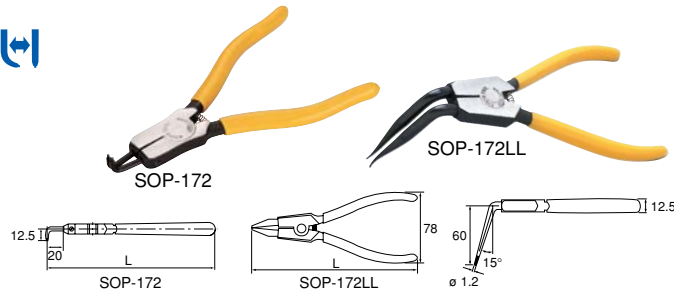
- The claws are interchangeable. The caulked part of the grips has little looseness. The spring helps open the mouth. (The set of claws shown on page 204 can be used.)
- * The number marked on the pliers is the product number (SOP-170), which indicates only the pliers themselves (without claws). (The pliers are not sold alone.)

BENT EXTERNAL LONG SNAP RING PLIERS

No.	Claw Dia.	Applicable Dia.	L	▼g	
SOP-172LL	ø1.2	10~11	170	200	10

*Replaceable parts are available for the opening/closing spring and screw. Check with your dealer for details.

BENT EXTERNAL SNAP RING PLIERS



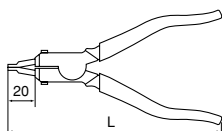
FLAT TYPE EXTERNAL SNAP RING PLIERS

No.	Claw Dia.	L	▼g	
SOP-173	Flat type	170	195	10



EXTERNAL SNAP RING

- The claws are interchangeable. The caulked part of the grips has little looseness. The spring helps open the mouth. (The set of claws shown on page 204 can be used.)
- * The number marked on the pliers is the product number (SOP-170), which indicates only the pliers themselves (without claws). (The pliers are not sold alone.)



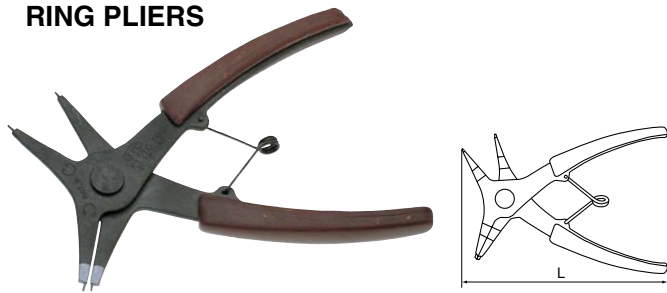
*Replaceable parts are available for the opening/closing spring and screw. Check with your dealer for details.

FLAT TYPE EXTERNAL SNAP RING PLIERS



*Please check the merchandise inventory for a product that is marked by before placing an order.

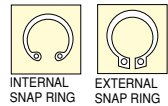
● INTERNAL-EXTERNAL CONVERTIBLE SNAP RING PLIERS



INTERNAL-EXTERNAL CONVERTIBLE SNAP RING PLIERS


No.	Diameter of sharp end claw	Applicable Dia.	L	▼g	📦
SOCP-130	ø1.2	For Internal & External 10~40	145	120	6

• Good work efficiency for the hole provided on the shaft.



*Replaceable parts are available for the opening/closing spring. Check with your dealer for details.

● SPARE TIPS FOR SNAP RING PLIERS (10pcs.)




SPARE TIPS FOR SNAP RING PLIERS (10pcs.)

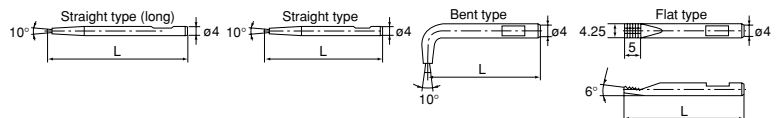
No.	Contents	L	▼g	📦
SPC 110	Straight type ø2.0	10pcs.	36	40
SPC 110L	Straight type ø2.0 (Long)	10pcs.	46	40
SPC0110	Straight type ø1.5	10pcs.	36	40
SPC0110L	Straight type ø1.5 (Long)	10pcs.	46	40
SPC 210	Bent type ø2.0	10pcs.	34	40
SPC0210	Bent type ø1.5	10pcs.	34	40
SPC 310	Flat type	10pcs.	36	40
SPC5	Straight ø1.5 (Long), ø2.0	1pa.ea.	—	40
	Flat	1pa.		
	Bent ø1.5, ø2.0	1pa.ea.		

• 7 kinds of interchangeable claws are available for installation/removal of various kinds of snap rings. Economical as the claws are replaceable.


• Claws are made of special alloy steel and specially heat-treated for extra strength. Also upside-down tapered tip to prevent snap rings from clipping off the claws.

* Suitable for work in narrow spaces.

* Snap ring pliers with a  mark as shown on P.134~135 are applicable to the pliers themselves. (Cannot be used for SCP-171LL, SCP-172L, SCP-172LL, SOP-171LL, SOP-172LL, and SOCP-130.)



● LONG PLIERS SERIES



LONG PLIER SERIES

STRAIGHT SHORT NOSE CUTTING PLIERS, LONG TYPE

No.	L	ℓ	D	▼g	📦
PS6-301	260	38	73	260	5

STRAIGHT LONG NOSE CUTTING PLIERS, LONG

No.	L	ℓ	D	▼g	📦
PS6-302	295	72	73	300	5

ANGLED SHORT NOSE CUTTING PLIERS, LONG TYPE

No.	L	Angle	D	▼g	📦
PS6-303	255	30°	73	260	5

ANGLED LONG NOSE CUTTING PLIERS, LONG TYPE

No.	L	Angle	D	▼g	📦
PS6-304	290	45°	73	300	5

