



SUPER PILER (PVC pipe joining tool) (Flexible type) PAT.

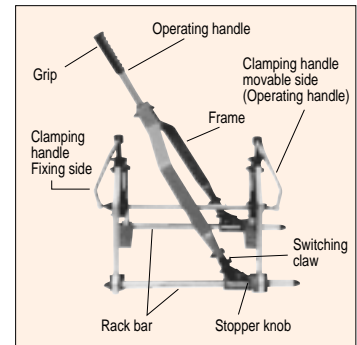
PIPING TOOLS



PV 408


Convenient and easy to insert (join), hold and remove hard PVC pipe and pipe splicer.
Allows work in narrow places and inside grooves.

- One set of piler can be used in a single action for diameters between 100mm to 250mm.
(External diameter 110 ~ 250mm)
- It is possible to thrust, hold and remove pipes at one-time setting.
- The setting can be performed from the top area of the pipe.
- The ratchet mechanism and both sides of rack bars enable a low force smooth operation.
- Minimal scratching on the pipe surface.
- Compact and lightweight allows for easy handling.




Kind of pipe and pipe splicer Pipe size	Applicable pipe and size (external diameter)	
	Straight pipe (VP·HVP·VU)	Pipe splicer (rubber ring · glue)
100	114mm	140mm
125	140mm	160mm
150	165mm	200mm
200	216mm	250mm


Operating procedure




1. Push down the head of both the left and right switching claws in the direction of the arrow, turn the knob of the stopper in the releasing direction. (Photo 1) (Always keep the same conditions for both left and right)



3. Push down the head of both the left and right switching claws in the direction of the arrow, turn the knob of the stopper in the locking direction. (Photo 3)



2. Extend the movable side until it reaches the end of rack bar. (Photo 2)



4. Work the operating handle back and forth to ensure the insertion of the pipes. (Photo 4)

(Unit : mm)

Item No.	Applicable pipe		Movable length (Inserting length)	1 stroke (Movable length)	Full length	Width	Weight (kg)	Remarks
	Size	External diameter						
PV 408	100 ~ 200	110 ~ 250	300	20 ~ 25	580	400	16.2	