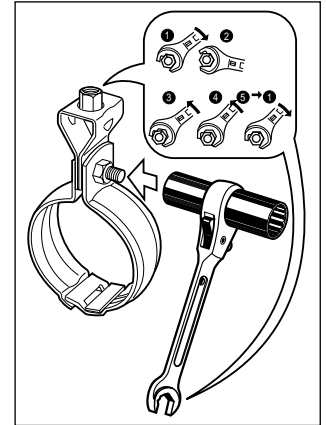


QUICK-TURN WRENCH for Pipe suspender



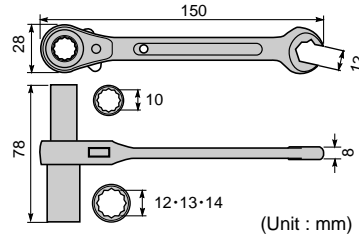
RN 1012TR ~ 1014TR

Optimal for tightening pipe suspenders.
The socket part is a long type with ratchet mechanism.
The spanner part also has a ratchet mechanism.




Applicable nut size

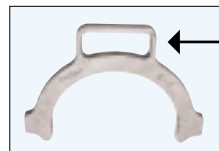
Item No.	10	12	13	14	Weight (g)	Remarks
RN1012TR	M6 · 1/4	5/16			200	
RN1013TR	M6 · 1/4		M8		200	
RN1014TR	M6 · 1/4			M10 · 3/8	200	



SUPER PILERS (PVC pipe joining tool) (Easy-to-use type) PAT.

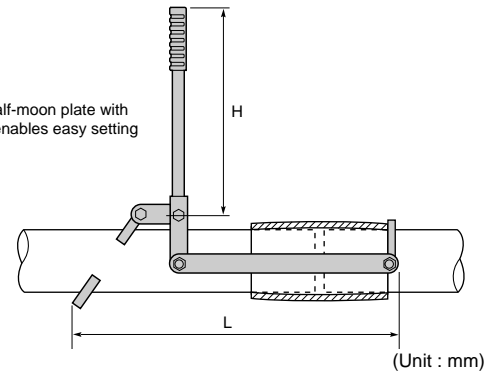


A 3 ~ 8



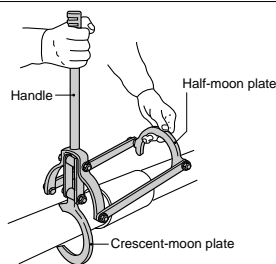
The half-moon plate with knob enables easy setting

For inserting and pressure-inserting PVC pipe.
Quick and easy setting and removal.

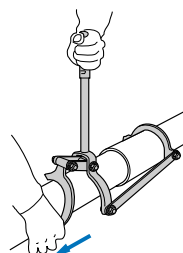


Item No.	Applicable pipe		H	L	Weight (kg)	Remarks
	Size	Dimension of external diameter				
A 3	75	89	325	480	2.7	
A 4	100	114	460	550	3.7	
A 5	125	140	585	580	6.0	
A 6	150	165	705	610	7.0	
A 8	200	216	833	710	9.0	

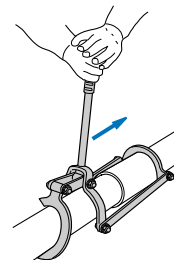
Operation procedure



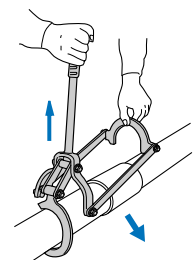
Lift the handle and the half-moon plate up and thrust the crescent-moon plate from side of pipe as shown in the drawing.



Hold the handle as shown in the drawing and completely pull the crescent-moon plate in the direction of the arrow, bringing the lower side of the crescent-moon plate with the other hand. (When the pull is insufficient insertion will not be performed correctly.)



After thrusting and pressure-inserting, keep the force in the direction of the arrow until the pipes are completely fixed by the adherent.



Lift the handle and the crescent-moon plate up and remove the piler, pushing out slightly in the direction of the arrow as shown in the drawing.